



INITIAL RECOGNITION FRAMEWORK (Criteria)

**FOR MEDICAL
AND DENTAL SCHOOLS
IN PAKISTAN - 2019**

For
MEDICAL COLLEGES
UPTO 100 ADMISSIONS PER CLASS



CONTENTS

- 1 Recognition Standards
- 2 Decision Rules
- 3 Methodology



Introduction

This document describes the minimum requirements for a medical or dental college to operate in Pakistan. The requirements highlighted in this document pertain to evaluation of a college's infrastructure and equipment adequacy for provision of medical education. This document only deals with the initial inspection mandatory for recognition of a medical or dental college.

Along with the evaluation of a college on requirements highlighted in this document, the college will also be surveyed on the standards for performance evaluation – which deals with the quality of the process of delivery of education.

Requirements of this document are to be fulfilled by the medical and dental colleges at all time during the operation. However, the evaluation of fulfilment of these requirements are evaluated:

1. When a new medical or dental college apply for recognition by PMDC
2. When an existing medical or dental college apply for increase in number of students
3. By the order of the Evaluation Committee of PMDC pursuant to complaints or reports received against any existing college
4. By a general order of the Council of PMDC

For new colleges, the inspection shall be carried out using requirements of this document as well as for the performance evaluation accreditation framework.

** Amendments made in the document are attached as Annexure.*



1. Recognition Standards

Pakistan Standards for Initial Recognition of Medical and Dental Colleges

Recognition Standard 0: Pre-requisites

Recognition Standard 1: Infrastructure requirements

Recognition Standard 2: Equipment Requirements

Recognition Standard 3: Faculty and Staff requirements

Recognition Standard 4: Teaching Hospital Requirements



Pre-Requisites

Legal Requirements

- 0.1. The college must be established in a building owned or leased from the government or other competent authority by the legal entity that is granted the recognition or its parent entity.
- 0.2. The college must have a hospital(s) that have a minimum of 50% of the total hospital beds owned by the college or leased from the government or other competent authority
- 0.3. The college must provide clinical education on 500 hospital beds per 100 students of admission
- 0.4. For the hospital beds that the college does not own, the college must have a valid and current contract with a third-party hospital for at least 5 years at the time of inspection
- 0.5. For a public college, it has to be approved by the relevant ministry. For a private college, it must be registered as a company with Security and Exchange Commission of Pakistan (SECP) or other applicable approvals such as:
 - a. Body corporate registered under the relevant laws of companies or societies or trust
 - b. Federal Government or Provincial Government or Local Government
 - c. Pakistan University
 - d. Public religious or charitable trust registered under relevant law
- 0.6. The college must have a working capital of *minimum equivalent of number of students overall sessions × one month fee of each student*
- 0.7. The college must invest an equivalent amount of 1% of the total annual fee into an endowment fund utilization of which shall be regulated by PMDC or HEC
- 0.8. The college must have its account audited on an annual basis and annual report made available to PMDC
- 0.9. The hospital owned by the college must have its account audited on an annual basis and annual report made available to PMDC
- 0.10. The college must have all its teaching hospitals within 35 km from the college or up to one hour travel time by college bus under normal traffic conditions, whichever is longer.
- 0.11. For private college, it must provide bank guarantee of PKR 30 Million for the college
- 0.12. For private college, it must provide bank guarantee of PKR 20 Million for the hospital



- 0.13. For public college, its governance structure must be compliant with the government regulations. For private college, its governance structure must be compliant with the requirements of SECP or other regulatory framework under which the college is registered.
- 0.14. The services offered by the hospital must be approved by the relevant authorities. E.g. when radiology services must be approved by Pakistan Nuclear Regulatory Authority (PNRA).



Recognition Standard 1: Infrastructure

College Covered Area

- 1.1. Total covered area of the Medical college must be at least 72,000 sq. ft.
- 1.2. The medical college should be a purpose-built building separate from the hospital
- 1.3. The college must have a Learning Resource Centre with at least 7% of the covered area of the college

The College must have

- 1.4. An auditorium with at least 7% of the covered area of the college
- 1.5. At least 5 lecture halls, all of which with at least 10% of the covered area of the college
- 1.6. At least 5 demonstration / small group rooms with at least 2.5% of the covered area of the college
- 1.7. Two Common Rooms, one for boys and one for girls, combined with at least 5% of the covered area of the college
- 1.8. A Day-Care Room with at least 1% of the covered area of the college
- 1.9. A student's cafeteria with at least 1.5% of the covered area of the college
- 1.10. Administration Offices (comprising of *Principal Office, VicePrincipal Office, Committee Room, Faculty Room, IT Department Room, Student Section Office, Security Office, Waiting Area, Support Staff Offices, Finance Office, Maintenance Office*) with at least 3% of the covered area of the college
- 1.11. Anatomy Museum with at least 0.5% of the covered area of the college
- 1.12. Dissection Hall with at least with at least 2% of the covered area of the college
- 1.13. Pathology Museum with at least 0.5% of the covered area of the college
- 1.14. Forensic Medicine Museum with at least 0.5% of the covered area of the college
- 1.15. At least 5 multi-purpose labs for Histology, Physiology, Biochemistry, Pharmacology, Pathology and Community Medicine with at least 9% of the covered area of the college
- 1.16. Skill Development Lab with at least 1% of the covered area of the college
- 1.17. Faculty Offices in each faculty (Basic Sciences Faculty Offices inside college building) with at least 5% of the covered area of the college
- 1.18. Adequate circulation spaces to meet emergency, safety and disability requirements.
- 1.19. Any associated dental college may utilize the same basic sciences laboratories, lecture halls, Learning resource Centre, Cafeteria, student accommodation and other supporting facilities provided separate adequate faculty for the dental college is available



Seating Requirements

The College must have

- 1.20. Seating capacity for 20% of total student strength in Learning Resource Centre for the 5 years tenure
- 1.21. Seating capacity of 60% of the total student strength in auditorium for the 5 years tenure
- 1.22. Seating capacity of equivalent of student strength in each class in each of the 5 Lecture Halls
- 1.23. Seating capacity of 25 individuals in each of the 5 Demonstration / Small Group Rooms
- 1.24. Seating capacity for 5% of total male student strength in Common Room(s) for Boys for the 5 years tenure
- 1.25. Seating capacity for 5% of total female student strength in Common Room(s) for Girls for the 5 years tenure
- 1.26. Seating capacity for 20% of total student strength in Students Cafeteria for the 5 years tenure
- 1.27. Seating capacity for 30 individuals in Committee Room
- 1.28. Seating capacity for 50 students in Dissection Hall
- 1.29. Seating capacity of 50 students in each of the 5 multi-purpose labs for Histology, Physiology, Biochemistry, Pharmacology, Pathology and Community Medicine
- 1.30. Separate workstation for each teaching staff of Basic Sciences inside college building, with separate offices for Associate Professors and above.

Hostel Requirements

The College must have

- 1.31. A boys' student hostel with at least covered area of 10,000 sq. ft. and a male house officers hostel of 5000 sq ft
- 1.32. The boys' student hostel must have the capacity to house at least 20% of the total male student strength
- 1.33. A girls' student hostel with at least covered area of 10,000 sq. ft. and a female house officers hostel of 5000 sq ft
- 1.34. The girls' student hostel must have the capacity to house at least 30% of the total female student strength
- 1.35. The hostel must have television and internet access.
- 1.36. The hostel must have indoor games facilities



Other Requirements

- 1.37. The college must be able to provide teaching in an environment with comfortable room temperature (18 to 26 degrees Celsius) in lecture halls, demonstration areas, laboratories and learning resource centres under conditions of full occupancy.
- 1.38. The college's Learning Resource Centre must have functioning computers for 30% of seating capacity with access on all computers of HEC digital library.
- 1.39. Wi-Fi connectivity all across the campus, with access to every student and faculty. Wi-Fi connectivity must allow access to HEC digital library.
- 1.40. At least one multi-sports ground as per the requirements of HEC.
- 1.41. The college must provide transport facility, either owned or hired, catering to at least 20% of the total student strength, 30 faculty members and 30 other staff members
- 1.42. The college must provide to students a counseling cell, staffed with a clinical psychologist



Recognition Standard 2: Equipment

College Laboratory Equipment Requirements

Anatomy

The Anatomy Department of the College must have

Anatomy: (Dissection hall)

- 2.1. A facility for the cadavers or equivalent.
- 2.2. At least two appropriate dissecting instrument sets for two cadavers available, functional and in use. (Optional)
- 2.3. At least four operational full dissection tables available, functional and in use. (Optional)
- 2.4. At least 50 stool sets available, functional and in use.
At least twelve half dissection tables available, functional and in use. (Optional)

Anatomy: (histology Laboratory)

- 2.5. At least two histology slide sets available, functional and in use.
- 2.6. At least fifteen binocular microscopes available, functional and in use.
- 2.7. At least one slide projecting microscope/ one penta-head Multi-viewing Biological Microscope available, functional and in use.
- 2.8. At least one large refrigerator available, functional and in use.
- 2.9. At least one computer with internet facility available, functional and in use. (Optional)
- 2.10. At least one scanner available, functional and in use. (Optional)
- 2.11. At least one colour laser printer available, functional and in use. (Optional)

Anatomy: (Museum)

- 2.12. At least one Male torso model available, functional and in use.
- 2.13. At least one cross sectional torso model available, functional and in use. (optional)
- 2.14. At least five upper limbs (muscles, vessels, nerves and joints) anatomical model available, functional and in use.
- 2.15. At least five lower limbs (muscles, vessels, nerves and joints) anatomical model available, functional and in use.



- 2.16. At least four head and neck (muscles, vessels, nerves and joints) anatomical model available, functional and in use.
- 2.17. At least five special senses anatomical model available, functional and in use.
- 2.18. At least four brain anatomical model available, functional and in use.
- 2.19. At least one histology models available, functional and in use.
- 2.20. At least one embryology models available, functional and in use.
- 2.21. At least five pelvis models available, functional and in use.
- 2.22. At least four abdominal viscera models / prosected segments available, functional and in use.
- 2.23. At least four liver models / prosected segments available, functional and in use.
- 2.24. At least four kidney models / prosected segments available, functional and in use.
- 2.25. At least three CVS models / prosected segments available, functional and in use.
- 2.26. At least four respiratory system models / prosected segments available, functional and in use.
- 2.27. At least hundred human's loose bones available, functional and in use.
- 2.28. At least two articulated skeletons available, functional and in use.
- 2.29. At least one articulated vertebral column available, functional and in use.
- 2.30. At least one multimedia available, functional and in use.
- 2.31. At least one cross sectional body model available, functional and in use. (optional)
- 2.32. Assorted anatomy CDs available, functional and in use.
- 2.33. At least two white boards available, functional and in use for teaching purpose.
- 2.34. At least one Female torso model available, functional and in use.

Physiology (Major Equipment)

The Physiology Department of College must have

- 2.35. At least fifteen sphygmomanometers available, functional and in use.
- 2.36. At least ten microscope Binoculars available, functional and in use.
- 2.37. At least twenty haemocytometers available, functional and in use.
- 2.38. At least fifteen haemoglobin meters available, functional and in use.
- 2.39. At least ten complete perimeters available, functional and in use.
- 2.40. At least twenty-five ESR pipettes available, functional and in use.
- 2.41. At least twenty percussion hammers available, functional and in use.
- 2.42. At least two oxygen cylinders with flow meters available, functional and in use.
- 2.43. At least thirty clinical thermometers available, functional and in use.
- 2.44. At least five student kymographs available, functional and in use.
- 2.45. At least two ECG machines per 100 hundred students available, functional and in use.
- 2.46. At least one centrifuge machine available, functional and in use.
- 2.47. At least five microhaematocrit reader available, functional and in use.
- 2.48. At least one microhaematocrit centrifuge available, functional and in use.
- 2.49. At least thirty stethoscopes available, functional and in use.



- 2.50. At least two data acquisition system available, functional and in use.
- 2.51. At least one finger pulse oximeter available, functional and in use.

Physiology (Minor Equipment)

- 2.52. At least fifteen stop watches available, functional and in use.
- 2.53. At least fifteen tuning forks of different frequencies available, functional and in use.
- 2.54. At least five vision E type charts/Snellen's charts available, functional and in use.
- 2.55. At least five Ishihara charts available, functional and in use.
- 2.56. At least two weighting machines available, functional and in use.
- 2.57. At least an audiometer available, functional and in use.
- 2.58. At least an examination couch available, functional and in use.
- 2.59. At least a fire extinguisher available, functional and in use.
- 2.60. At least a Jaeger's chart.
- 2.61. At least an ophthalmoscope.
- 2.62. At least a refrigerator.
- 2.63. At least a stethoscope (complete), with assembly available, functional and in use.
- 2.64. Assorted torches available, functional and in use.
- 2.65. Assorted tourniquets available, functional and in use.
- 2.66. One water bath available, functional and in use.
- 2.67. One beaker 100ml graduated available, functional and in use.
- 2.68. One beaker 500ml graduated available, functional and in use.
- 2.69. One blood group tiles available, functional and in use.
- 2.70. Assorted capillary tubes (heparinised) available, functional and in use.
- 2.71. One treadmill or an aergometer cycle available, functional and in use.
- 2.72. Assorted capillary tubes (plain) available, functional and in use.
- 2.73. Assorted centrifuge tubes with cork available, functional and in use.
- 2.74. Assorted EDTA tube available, functional and in use.
- 2.75. Assorted ESR pipette available, functional and in use.
- 2.76. One glass rod available, functional and in use.
- 2.77. One magnifying glass available, functional and in use.
- 2.78. Assorted microscope slides.
- 2.79. Assorted Petri dishes (various sizes).
- 2.80. One spirit lamp/gas burner available, functional and in use.
- 2.81. One thermometer available, functional and in use.
- 2.82. Assorted Win Tröbe's tubes available, functional and in use.
- 2.83. One antisera A, B and D available, functional and in use.
- 2.84. One cedar wood oil available, functional and in use.
- 2.85. One distilled water available, functional and in use.



- 2.86. One bottle of HCL.
- 2.87. One bottle of Leishman's stain available, functional and in use.
- 2.88. One bottle of methylated spirit available, functional and in use.
- 2.89. One bottles of platelet solution (Ree's and Ecker's solution) available, functional and in use.
- 2.90. One set of pregnancy test kits available, functional and in use.
- 2.91. Assorted pregnancy strips available, functional and in use.
- 2.92. One bottle of RBC solution available, functional and in use.
- 2.93. One bottle of WBC solution available, functional and in use.
- 2.94. One bottle of xylene available, functional and in use.

Biochemistry (Major Equipment)

The Biochemistry Department of College must have

- 2.95. At least two clinical PH meters available, functional and in use.
- 2.96. At least one large size incubator available, functional and in use.
- 2.97. At least two electronic balance available, functional and in use.
- 2.98. At least one thermal cycler available, functional and in use.
- 2.99. At least one electrophoresis available, functional and in use.
- 2.100. At least two glucometers available, functional and in use.
- 2.101. A bench top centrifuge
- 2.101.1. At least 1x Microlab functional, available and in use
- 2.101.2. At least 10x microscopes functional, available and in use
- 2.101.3. At least 1x Refrigerator functional, available and in use

Biochemistry (Minor Equipment)

- 2.102. At least one water distillation unit (operation china 10 Litres) available, functional and in use.
- 2.103. At least one electric water bath available, functional and in use.
- 2.104. At least five stop watches available, functional and in use.
- 2.105. At least one hot box oven available, functional and in use.



Pharmacology (Major Equipment)

The Pharmacology Department of College must have

- 2.106. At least three audio-visual facility and assorted experimental CDs for pharmacology practical's available, functional and in use.
- 2.107. At least two BP apparatus available, functional and in use.
- 2.108. At least two stethoscopes available, functional and in use and 10 kymographs, functional and in use

Pharmacology (Minor Equipment)

- 2.109. At least one electronic balance available, functional and in use.

Pathology (Major Equipment)

The Pathology Department of College must have

- 2.110. At least fifteen microscope binoculars available, functional and in use.
- 2.111. At least one Microscope multi head (5 piece) available and at least one microscope slide projection system, functional and in use

Pathology (Minor Equipment)

- 2.112. At least four stain dropping bottles (250ml) available, functional and in use.
- 2.113. At least four wash bottles available, functional and in use.
- 2.114. At least four adjustable staining racks available, functional and in use.
- 2.115. At least two 14 cubic feet refrigerators available, functional and in use.
- 2.116. At least one – (minus) 20 C deep freezer available, functional and in use.
- 2.117. At least four glass beaker (graduated) (Pyrex) 500 ml graduated available, functional and in use.
- 2.118. At least four glass cylinder (graduated) (Pyrex) 500 ml graduated available, functional and in use.
- 2.119. At least four water stills available, functional and in use.
- 2.120. At least one incubator 37 c large available, functional and in use all time.
- 2.121. At least one floating bath available, functional and in use.
- 2.122. At least twenty Staining jars available, functional and in use.
- 2.123. At least one automatic tissue processor available, functional and in use.
- 2.124. At least one embedding station available, functional and in use.



- 2.125. At least one water Bath electric available, functional and in use.
- 2.126. At least one paraffin embedding bath available, functional and in use.
- 2.127. At least one oven-wax embedding (100 c) available, functional and in use.
- 2.128. At least one Microtome available, functional and in use.
- 2.129. At least one knife sharpener available, functional and in use.
- 2.130. At least a large incubator available, functional and in use.

*Items at Ser No 2.119- 2.130 if available in Hospital Lab may be counted as fulfilling requirement of teaching lab

Community Medicine (Lab/museum)

- 2.131. The department must use digital technology in the form of Images, Illustrations, Infographics and power point slides on primary healthcare and community and preventive medicine.

The Community Medicine Department of College must have

- 2.132. At least one multimedia projector or LED and one computers for display of images, illustrations, video clips and /or power point slides.

- 2.133. One computer for research software.

- 2.134. At least 5 Images / Illustrations or power point slides of each of the following categories

- Ice berg phenomena of the disease
- Pustule eruption in small pox and chicken pox
- Lifecycle of malaria parasite (P.vivax and Falciparum)
- Xerosis (conjunctival) in vitamin A deficiency
- Lead line on gum
- Cutaneous Leishmaniasis, Ulcers on forearm and head
- Tick
- Flea
- Sand Fly
- House Fly
- Aedes Aegypti mosquito
- Anopheles mosquito
- Population Pyramid
- Coal Miners Lung
- Snow storm silicosis (lung)
- Ground Glass Anthracosis (lung)
- Bleeding Gums
- Rickets
- Poliomyelitis
- Measles
- Vaccine Vile Monitor
- Dental Fluorosis
- Spot maps



- Bar Charts
 - Histograms
 - Frequency Polygon
 - Normal Distribution Curve
 - Marasmus / Kwashiorkor
 - Goitre
 - Functioning of incinerator
 - Food pyramid
 - Sustainable development Goals
- 2.135. At least following models
- 1 x Septic tank
 - 1 x Water filtration plant
 - 5 x mid arm circumference (MUAC) tapes
 - Various contraceptive devices and oral pills
 - 50 x Growth charts
 - 50 x antenatal charts
 - 3 x measuring tapes and 3 x weighing machines for BMI calculation
 - 10 x water purification tablets
 - 1 x water testing kit for chlorine
 - 3 x EPI vaccines
- 2.136. Following soft wares fully functional and in use for Research methods
- SPSS latest version
 - Microsoft Excel
 - Epi info
 - WHO Sample size calculator
 - One of the Reference Managers (Endnote X7 or Mendeley)

Forensic medicine (Major Equipment))

The Forensic Medicine Department of College must have

- 2.137. At least one male or female skeleton available, functional and in use.
- 2.138. At least fifteen separate bones available, functional and in use.
- 2.139. At least twenty models available, functional and in use.
- 2.140. At least fifteen toxicological specimens available, functional and in use.
- 2.141. At least 5 simple hand held magnifying glass available, functional and in use.
- 2.142. At least three binocular microscopes available, functional and in use.
- 2.143. At least 2 ultraviolet lamps for examinations of stains, available, functional and in use.
- 2.144. One autopsy examination sets available, functional and in use.
- 2.145. at least ten assault weapons (or their replicas) available.

Forensic medicine (Minor Equipment))

2.146. At least ten medico-legal x-rays slides and photography available, functional and in use.



Teaching Hospital(s) Equipment Requirements

Major Equipment

The Hospital must have

General Medicine

- 2.147. At least one defibrillator available, functional and in use
- 2.148. At least two ECG machine (at least Triple Channel) available, functional and in use.
- 2.149. At least one video endoscopic system with upper and lowersets available, functional and in use.
- 2.150. At least one Trolley for endoscopes available, functional and in use.
- 2.151. At least one echo cardiograph 2D with colour Doppler available, functional and in use.
- 2.152. At least one ETT machine available, functional and in use.
- 2.153. At least four complete nebulizers available, functional and in use.
- 2.154. At least 10 BP apparatus available, functional and in use.
- 2.155. At least 10 stethoscopes available, functional and in use.
- 2.156. At least 4 pulse oximeters available, functional and in use.
- 2.157. At least 6 glucometers available, functional and in use.
- 2.158. At least 2 cardiac monitors available, functional and in use.
- 2.159. At least 10 thermometers available, functional and in use.
- 2.160. At least 3 torches available, functional and in use.
- 2.161. At least 3 measuring tapes available, functional and in use.
- 2.162. At least 4 hammers available, functional and in use.
- 2.163. At least 2 tuning forks (128Hz) available, functional and in use.
- 2.164. At least 5 examination couches available, functional and in use.

Dermatology

The Hospital must have

- 2.165. At least 3 electrocautery machines available, functional and in use.
- 2.166. At least 15 magnifying glasses with fluorescent lamps available, functional and in use.
- 2.167. At least 3 wood lamps available, functional and in use.
- 2.168. At least 1 PUVA machine available, functional and in use.
- 2.169. At least 1 UVB machine available, functional and in use.
- 2.170. At least 3 liquid nitrogen cylinders for cryo available, functional and in use.
- 2.171. At least 1 microscope with accessories available, functional and in use.
- 2.172. At least 6 biopsy sets available, functional and in use.
- 2.173. At least 6 BP apparatus available, functional and in use.



Surgery

- 2.174. At least 8 basic standard surgical sets available, functional and in use.
- 2.175. At least 1 thoracic surgical set available, functional and in use.
- 2.176. At least 1 vascular surgical set available, functional and in use.
- 2.177. At least 1 paediatric surgical sets available, functional and in use.
- 2.178. At least 1 plastic surgery set available, functional and in use.
- 2.179. At least 2 surgical diathermies (Monopolar and Bipolar) machines available, functional and in use.
- 2.180. At least 1 harmonic/Ligature machine available, functional and in use.
- 2.181. At least 1 fibre optic colonoscope (Diagnostic and therapeutic) or flexible sigmoidoscope available, functional and in use.
- 2.182. At least 2 rigid sigmoidoscope and proctoscope available, functional and in use.
- 2.183. At least 1 complete laparoscopic surgical sets available, functional and in use.
- 2.184. At least 1 microsurgical instrument set available, functional and in use.
- 2.185. At least 1 transurethral resection of prostate surgical set available, functional and in use.
- 2.186. At least 1 cystoscopes (diagnostic and therapeutic) available, functional and in use.
- 2.187. At least one fibre optic oesophagoscope/gastroscope available, functional and in use.
- 2.188. At least 1 fibre optic bronchoscope available, functional and in use.
- 2.189. At least 1 portable X-ray machine, operation table, and radiographic film cassette facilities e.g. for per operative cholangiogram. Image intensifier with C-arm and double monitors available, functional and in use.
- 2.190. At least 3 suction machines available, functional and in use.
- 2.191. At least 1 defibrillator available, functional and in use.

Obstetrics and Gynaecology

- 2.192. At least 2 ultrasounds with linear, vaginal, sector probes and punctures available, functional and in use.
- 2.193. At least 1 hysteroscope available, functional and in use.
- 2.194. At least 2 colposcope available, functional and in use.
- 2.195. At least 1 laparoscopic surgical sets with camera and monitors available, functional and in use.
- 2.196. At least 4 delivery table available, functional and in use.
- 2.197. At least 10 examination tables available, functional and in use.
- 2.198. At least 6 manual BP apparatus available, functional and in use all time?
- 2.199. At least 8 dyna-map available, functional and in use.



- 2.200. At least 6 pulse oximeters available, functional and in use.
- 2.201. At least 4 baby weighing scales hundred students available, functional and in use.
- 2.202. At least 10 pinnard stethoscopes/fetoscopes available, functional and in use.
- 2.203. At least 4 instrument sterilizers available, functional and in use.
- 2.204. At least 2 sonicaid available, functional and in use.
- 2.205. At least 4 CTG machines available, functional and in use.
- 2.206. At least 4 neonatal resuscitation trolley and heaters available, functional and in use.
- 2.207. At least 12 disposable delivery sets.
- 2.208. At least 20 Cusco's speculum available, functional and in use.
- 2.209. At least 3 adult ambu bags and masks available, functional and in use.
- 2.210. At least 20 Sims speculum available, functional and in use.
- 2.211. At least 10 perineal/vaginal/cervical repair sets available, functional and in use.
- 2.212. At least 8 Caesarean section sets available, functional and in use.
- 2.213. At least 5 dilatation and Evacuation sets (D&C) available, functional and in use.
- 2.214. At least 6 manual vacuum aspirators available, functional and in use.
- 2.215. At least 6 vacuum ventouse cups available, functional and in use.
- 2.216. At least 6 outlet forceps available, functional and in use.
- 2.217. At least 6 infant laryngoscopes with spare bulbs available, functional and in use.
- 2.218. At least 6 suction machines available, functional and in use.
- 2.219. At least 4 teaching dummies and anatomical pelvis models available, functional and in use.
- 2.220. At least 2 dummies for pelvic examination available, functional and in use.
- 2.221. At least 1 adequate equipment for family planning available, functional and in use.

Basic Surgery sets in main Operating Theatre

- 2.222. At least 1 sterilizer (>300L capacity) available, functional and in use.
- 2.223. sufficient instrument boxes, scalpel handles of various sizes, May-Heggarr Needle holders of various sizes, artery forceps, Halstead (non-serrated and curved) various sizes, surgical dissecting scissors, metzembaum (Curved) of various sizes, Kocher's forceps (toothed, straight, haemostatic) of various sizes, Probes of various sizes, Dissecting forceps with and without teeth of various sizes, Haemostatic forceps (Collin and Chaput) of various sizes, towel clips and galipots of various sizes for hundred students available, functional and in use.
- 2.224. Farabeuf retractors, short, self-retaining retractors for thoracic, abdominal and minor procedures etc. available, functional and in use.

Out-Patient:

- 2.225. 1 stethoscope per clinic available, functional and in use.
- 2.226. 1 fetal/paediatric stethoscope per respective clinics available, functional and in use.
- 2.227. BP apparatus per clinic available, functional and in use.




- 2.228. One thermometer (Oral/armpit) and sufficient rectal thermometers available, functional and in use.
- 2.229. Light source (battery type), tongue depressors, tape measures (Flexible, soft), Snellen chart (including for uneducated patients), hammers, head mirrors/head lights, mirror laryngeal sets, otoscopes, and Collyer pelvimeters, examination tables, available, functional and in use.
- 2.230. Laryngoscopes available, functional and in use.
- 2.231. Stretchers (folding type) available, functional and in use.
- 2.232. Ambu bags for infants, paediatric patients and adult patients available, functional and in use.
- 2.233. Suction machines available, functional and in use.
- 2.234. Consumables like gloves, Endo tracheal tubes of various sizes, IV cannulas of various sizes, masks etc. available, functional and in use.

Paediatrics Department

- 2.235. 1 weighing scale available, functional and in use.
- 2.236. 1 length/height measuring scale available, functional and in use.
- 2.237. 2 ultrasonic nebulizers available, functional and in use.
- 2.238. 1 paediatric ventilator available, functional and in use.
- 2.239. 1 neonatal ventilator available, functional and in use.
- 2.240. 1 pulse oximeter available, functional and in use.
- 2.241. 3 infusion pumps available, functional and in use.
- 2.242. 1 cardiac monitor available, functional and in use.
- 2.243. 1 transport incubator available, functional and in use.
- 2.244. 1 neonatal resuscitator available, functional and in use.
- 2.245. 1 low grade suction apparatus available, functional and in use.
- 2.246. 1 resuscitator (infant/child), manual available, functional and in use.
- 2.247. 1 suction machine (dual operation with tubes) available, functional and in use.
- 2.248. 2 otoscopes with infant diagnostic heads available, functional and in use.
- 2.249. 2 forceps, splinter/repilation, and spring available, functional and in use.
- 2.250. 2 paediatric nasal speculums available, functional and in use.
- 2.251. 1 scale for infants available, functional and in use.
- 2.252. 1 height measuring scale for infants available, functional and in use.
- 2.253. 6 oral/armpit thermometers available, functional and in use.
- 2.254. 5 BP apparatus (new born, neonatal, paediatric, cuffs) available, functional and in use.
- 2.255. One paediatric BLS mannequin.

Ophthalmology Department

- 2.256. 1 Autorefracto/Keratometer available, functional and in use.
- 2.257. 1 Ultrasound A-scan bio-meter available, functional and in use.

- 
- 2.258. 1 Ultrasound B-scan available, functional and in use.
 - 2.259. 1 Keratometer (automated) available, functional and in use.
 - 2.260. 1 Application Tonometer available, functional and in use.
 - 2.261. 1 Phacoemulsification unit available, functional and in use.
 - 2.262. 1 Slitlamp with applanation tonometer available, functional and in use.
 - 2.263. 1 Prism bar (Horizontal) available, functional and in use.
 - 2.264. 1 Lensometer manual available, functional and in use.
 - 2.265. 1 Operating microscope available, functional and in use.
 - 2.266. 1 indirect ophthalmoscope available, functional and in use.
 - 2.267. 1 direct ophthalmoscope available, functional and in use.
 - 2.268. 1 Retinoscope available, functional and in use.
 - 2.269. 1 Trial lens set with trial frame available, functional and in use.
 - 2.270. 1 Prism bar (vertical) available, functional and in use.
 - 2.271. 1 Manual visual field analyzer Bjerrum screen available, functional and in use.
 - 2.272. 1 Automated visual field analyzer Bjerrum screen available, functional and in use.
 - 2.273. 1 electro-surgical diathermy unit (Mono/Bipolar) available, functional and in use.
 - 2.274. 1 Portable surgical light available, functional and in use.

ENT Department

The Department must have

- 2.275. 1 OPD instrument set available, functional and in use.
- 2.276. 1 Auroscope available, functional and in use.
- 2.277. 1 Ultrasound B-scan available, functional and in use.
- 2.278. 1 microscope for O.T available, functional and in use.
- 2.279. 1 rigid endoscopes with all accessories available, functional and in use.
- 2.280. 1 Audiometer available, functional and in use.
- 2.281. 1 Impedance Audiometer available, functional and in use.
- 2.282. 1 BERA available, functional and in use.
- 2.283. 1 Minor OT dressing/Examination set available, functional and in use.
- 2.284. 1 General Set for OT available, functional and in use.
- 2.285. 1 Microscope instrument set for maxilloidectomy available, functional and in use.
- 2.286. 1 Microscope instrument set for tympanoplasty available, functional and in use.
- 2.287. 1 Microscope instrument set for Stapedectomy available, functional and in use.
- 2.288. 1 Set for tonsillectomy available, functional and in use.
- 2.289. 1 Set for Rhinoplasty available, functional and in use.
- 2.290. 1 Set for FESS available, functional and in use.
- 2.291. 1 Air Drill with all accessories available, functional and in use.

Accident and Emergency Department

- 2.292. 2 beds with monitoring facilities available, functional and in use.
- 2.293. 1 minor operating theatre available, functional and in use.
- 2.294. 1 pharmacy in emergency area available, functional and in use.



2.295. 1 facility for resuscitation including crash cart (Defibrillator) and a cubicle for patient with central oxygen, suction and monitoring facilities stay available, functional and in use. (essential)

Operating Rooms

2.296. Five fully equipped operating rooms available, functional and in use.

2.297. Appropriately furnished Pre-aesthesia area available, functional and in use.

2.298. Recovery area with central oxygen and suction and monitoring facilities available, functional and in use.

2.299. Monitoring facilities per OR available, functional and in use.

2.300. 1 image intensifier available, functional and in use.

2.301. Facilities for resuscitation available, functional and in use.

2.302. 5 anaesthesia work stations available, functional and in use.

2.303. 1 diathermy machine per theatre (Monopolar and bipolar) available, functional and in use.

2.304. Adequate OT Waste disposal method available, functional and in use.

Critical care beds with isolation facilities as a part of intensive care, coronary care and neonatal care & HDU

2.305. Ten medical ICU beds (Essential) available, functional and in use.

2.306. Ten surgical ICU beds (Mandatory) available, functional and in use.

2.307. Ten separate paediatric & neonatal intensive care beds available, functional and in use.

2.308. Implementation of sanitation & isolation protocols available, functional and in use.

Central Sterilization and Storage Department

2.309. Instrument washing area available, functional and in use.

2.310. Linen washing area available, functional and in use.

2.311. 1 washer and disinfectant available, functional and in use.

2.312. 2 steam autoclaves with 134 degrees' temperature (500L) available, functional and in use.


2.313. 1 Ethylene oxide/ Formaldehyde gas / plasma sterilizer available, functional and in use.

2.314. 1 sealant machine available, functional and in use.

2.315. Chemical based high level disinfection/sterilization facilities available, functional and in use.

2.316. Storage and distribution counter available, functional and in use.

2.317. Separate path for collection of dirty linen and instruments available, functional and in use.



Radiology Services with all imaging modalities

X-Ray Machines:

- 2.318. 1 Fluoroscopy/image intensifiers (500mA) available, functional and in use.
- 2.319. 1 stationary Bucky table (300mA) available, functional and in use.
- 2.320. 1 stationary Bucky Stand (300mA) available, functional and in use.
- 2.321. 1 portable X-ray (100mA) available, functional and in use.

Ultrasound:

- 2.322. 2 probe grey scale (3.5 MHz) available, functional and in use.
- 2.323. 2 probe portable grey scale (3.5 MHz) available, functional and in use.
- 2.324. 1 colour Doppler (with multi frequency probes) available, functional and in use.
- 2.325. 2 biopsy probes available, functional and in use.

Other Equipment:

- 2.326. 1 CT Scan 16 slices or above available, functional and in use.
- 2.327. or have access to 1 MRI (1.5 Tesla or above) available, functional and in use or 0.4 tesla Open MRI.
- 2.328. 1 Mammography available, functional and in use.
- 2.329. 1 Orthopantomogram (OPG) available, functional and in use.

Safety Equipment:

- 2.330. 7 lead aprons available, functional and in use.
- 2.331. 2 TLDs available, functional and in use.
- 2.332. 4 lead shields/partitions available, functional and in use
- 2.333. One film badge/radiation detector per staff member and available, functional and in use.

Hospital Laboratory Services

Haematology Instrument:

- 2.334. 3/5 part automated differential counter available, functional and in use.
- 2.335. 2 microscopes available, functional and in use.
- 2.336. one basic staining facilities including for reticulocytes available, functional and in use.
- 2.337. 1 fridge to keep samples available, functional and in use.

Blood Bank

- 2.338. 1 serofuge available, functional and in use.
- 2.339. 1 agglutination viewer available, functional and in use.
- 2.340. 1 blood bank fridge available, functional and in use.
- 2.341. 1 microscope and 1 water bath/heat block available, functional and in use.
- 2.342. 1 platelet rotator with incubator available, functional and in use.

2.343. 1 minus thirty-degree refrigerator for storage available,functional and in use.

Chemical Pathology:

2.344. 1 automated chemistry analyser available, functional and in use.

2.345. 1 immuno-assay analyser available, functional and in use.

2.346. 1 electrolyte analyser available, functional and in use.

2.347. 1 blood gas analyser (either in department or in ICU)available, functional and in use.

2.348. 1 fridge and 1 minus-twenty degree freezer for lab available,functional and in use.

Microbiology:

2.349. 1 incubator (37 degrees) available, functional and in use

2.350. 1 basic staining facilities available, functional and in use

2.351. 1 refrigerator available, functional and in use.

2.352. 2 microscopes available, functional and in use.

2.353. 1 safety hood available, functional and in use.



Recognition Standard 3: Faculty and Staff

The requirements mentioned in this standard pertain to faculty and staff of the college. The numbers written in this section relate to admission of a class of 100 students.

General Requirements

The college must have

- 3.1. Faculty attendance of at least 70% verifiable through biometric attendance
- 3.2. Contracts with all faculty members, with remuneration clearly specified
- 3.3. The college must be able to demonstrate payment of the remuneration to the faculty members through banking channel every month for the last 12 months

Basic Sciences

For Integrated system, a total of 16 demonstrators would be required for Anatomy, Physiology and Biochemistry. If integration includes Pharmacology (5 demonstrators), Pathology (6 demonstrators) and Forensic Medicine (3 demonstrators) and Community Medicine (5 demonstrators) the pool shall include their respective demonstrators.

Anatomy:

The Department must have

- 3.4. At least one Professor of Anatomy
- 3.5. At least one Associate Professor of Anatomy or above
- 3.6. At least two Assistant Professors of Anatomy or above
- 3.7. At least six demonstrators of Anatomy, or equivalent number in case of integrated curriculum
- 3.8. At least two lab technicians / assistants of Anatomy
- 3.9. At least two dissection hall attendants
- 3.10. At least one curator of anatomy museum
- 3.11. At least one computer operator in Anatomy Department

Physiology:

The Department must have

- 3.12. At least one Professor of Physiology
- 3.13. At least one Associate Professor of Physiology or above
- 3.14. At least two Assistant Professors of Physiology or above
- 3.15. At least six demonstrators of Physiology, or equivalent number in case of integrated curriculum
- 3.16. At least two lab technicians / assistants of Physiology
- 3.17. At least one computer operator in Physiology Department
- 3.18. At least one storekeeper in Physiology Department



Biochemistry:

The Department must have

- 3.19. At least one Professor of Biochemistry
- 3.20. At least one Associate Professor of Biochemistry or above
- 3.21. At least two Assistant Professors of Biochemistry or above
- 3.22. At least four demonstrators of Biochemistry, or equivalent number in case of integrated curriculum
- 3.23. At least 1 lab technicians / assistants of Biochemistry
- 3.24. At least one computer operator in Biochemistry Department
- 3.25. At least one storekeeper in Biochemistry Department

Pharmacology:


The Department must have

- 3.26. At least one Professor of Pharmacology
- 3.27. At least one Associate Professor of Pharmacology or above
- 3.28. At least one Assistant Professor of Pharmacology or above
- 3.29. At least five demonstrators of Pharmacology, or equivalent number in case of integrated curriculum
- 3.30. At least one Pharmacists in Pharmacology
- 3.31. At least one lab technician / assistant of Pharmacology
- 3.32. At least one computer operator in Pharmacology Department
- 3.33. At least one storekeeper in Pharmacology Department

Pathology:

The Department must have

- 3.34. At least two Professors of Pathology and 2 Associate Professors of Pathology (So as to cover all four disciplines namely *Histopathology, Microbiology, Chemical Pathology and Haematology*)
- 3.35. At least one Assistant Professor of Histopathology or above
- 3.36. At least one Assistant Professor of Microbiology or above
- 3.37. At least one Assistant Professor of Chemical Pathology or above
- 3.38. At least one Assistant Professor of Haematology or above
- 3.39. At least six demonstrators of Pathology, or equivalent number in case of integrated curriculum
- 3.40. At least four lab technicians / assistants of Pathology
- 3.41. At least one curator of pathology museum
- 3.42. At least one computer operator in Pathology Department
- 3.43. At least one storekeeper in Pathology Department



Forensic Medicine:

The Department must have

- 3.44. At least one Professor or Associate Professor and one Assistant Professor of Forensic Medicine
- 3.45. At least three demonstrators of Forensic Medicine, or equivalent number in case of integrated curriculum
- 3.46. At least one lab technician / assistant of Forensic Medicine
- 3.47. At least one computer operator in Forensic Medicine Department
- 3.48. At least one storekeeper in Forensic Department

Medical Education

- 3.49. At least one either Professor, Associate Professor or Assistant Professor of Medical Education

Community Medicine

The Department must have

- 3.50. At least one Professor of Community Medicine
- 3.51. At least one Associate Professor or above of Community Medicine
- 3.52. At least two Assistant Professors or above of Community Medicine
- 3.53. At least five demonstrators of Community Medicine, or equivalent number in case of integrated curriculum
- 3.54. At least one social worker who is a qualified clinical psychologist and additionally responsible for student and faculty counseling
- 3.55. At least one statistician
- 3.56. At least one computer operator in Community Medicine

Clinical Sciences

General Medicine

The Department must have

- 3.57. At least two Professors of General Medicine
- 3.58. At least two Associate Professors of General Medicine or above
- 3.59. At least two Assistant Professors of General Medicine or above
- 3.60. At least 2 Senior Registrars/ Speciality Registrars of General Medicine or above
- 3.61. At least 4 Residents/ Medical Officers of General Medicine

General Surgery

- 3.62. At least two Professors of General Surgery
- 3.63. At least two Associate Professors of General Surgery or above



- 3.64. At least two Assistant Professors of General Surgery or above
- 3.65. At least 2 Senior Registrars/ Speciality Registrars of General Surgery or above
- 3.66. At least 4 Residents/ Medical Officers of General Surgery

Obstetrics and Gynaecology

The Department must have

- 3.67. At least one Professor of Ob/Gyne
- 3.68. At least two Associate Professors of Ob/Gyne or above
- 3.69. At least two Assistant Professors of Ob/Gyne or above
- 3.70. At least 2 Senior Registrars/ Speciality Registrars of Ob/Gyne or above
- 3.71. At least 4 Residents/ Medical Officers of Ob/Gyne

Ophthalmology

The Department must have

- 3.72. At least one Professor of Ophthalmology
- 3.73. At least one Associate Professor of Ophthalmology or above
- 3.74. At least one Assistant Professor of Ophthalmology or above
- 3.75. At least 1 Senior Registrars/ Speciality Registrars of Ophthalmology or above
- 3.76. At least 3 Residents/ Medical Officers of Ophthalmology

ENT

The Department must have

- 3.77. At least one Professor of ENT
- 3.78. At least one Associate Professor of ENT or above
- 3.79. At least one Assistant Professor of ENT or above
- 3.80. At least 1 Senior Registrars/ Speciality Registrars of ENT or above
- 3.81. At least 3 Residents/ Medical Officers of ENT
- 3.82.

Paediatrics

The Department must have

- 3.83. At least one Professor of Paediatrics
- 3.84. At least one Associate Professor of Paediatrics or above
- 3.85. At least one Assistant Professor of Paediatrics or above
- 3.86. At least 1 Senior Registrars/ Speciality Registrars of Paediatrics or above
- 3.87. At least 4 Residents/ Medical Officers of Paediatrics

Orthopaedics

The Department must have

- 3.88. At least one Professor or Associate Professor of Orthopaedics
- 3.89. At least one Assistant Professor or Senior Registrar/ Specialty Registrar of Orthopaedics or above
- 3.90. At least 2 Residents/ Medical Officers of Orthopaedics



Psychiatry

The Department must have

- 3.91. At least one Professor or Associate Professor or Assistant Professor of Psychiatry
- 3.92. At least 1 Residents/ Medical Officers of Psychiatry

Dermatology

The Department must have

- 3.93. At least one Professor or Associate Professor or Assistant Professor of Dermatology
- 3.94. At least 1 Residents/ Medical Officers of Dermatology

Cardiology

The Department must have

- 3.95. At least one faculty member Assistant Professor or above in Cardiology
- 3.96. At least 1 Residents/ Medical Officers of Cardiology

Pulmonology

The Department must have

- 3.97. At least one faculty member Assistant Professor or above in Pulmonology
- 3.98. At least 1 Resident/ Medical Officers of Pulmonology

Nephrology

The Department must have

- 3.99. At least one faculty member Assistant Professor or above in Nephrology
- 3.100. At least 1 Resident/ Medical Officer of Nephrology

Gastroenterology

The Department must have

- 3.101. At least one faculty member Assistant Professor or above in Gastroenterology
- 3.102. At least 1 Residents/ Medical Officers of Gastroenterology



Medicine and Allied Specialty

The Department must have

- 3.103. At least one faculty member Assistant Professor or above in either Clinical Haematology, Rheumatology, Endocrinology, Oncology, Infectious Diseases, Geriatrics or Neurology.

Accident and Emergency

The Department must have

- 3.104. At least one faculty member Assistant Professor or above; or one consultant in Accident and Emergency
3.105. 1 casualty medical officers per shift

Anaesthesia

The Department must have

- 3.106. At least one Professor or one Associate Professor of Anaesthesia
3.107. At least one Assistant Professor or Senior Registrar/Specialty Registrar of Anaesthesia or above

Radiology

The Department must have

- 3.108. At least one Professor or Associate Professor of Radiology
3.109. At least one Assistant Professor of Radiology or above
3.110. At least 1 Residents / Medical Officers of Radiology

Surgical and Allied Specialty

The Department must have

- 3.111. At least one faculty members Assistant Professor or above in any two of the following specialties and at least one resident/medical officer in the opted allied surgical specialty:
- 3.111.1. Cardiac Surgery
 - 3.111.2. Neurosurgery
 - 3.111.3. Paediatric Surgery
 - 3.111.4. Thoracic Surgery
 - 3.111.5. Urology
 - 3.111.6. Plastic surgery
 - 3.111.7. Maxillofacial Surgery

**Sub Specialists already registered with PMDC in Medicine and Allied and Surgery and Allied specialties may be considered as the faculty of sub specialty if they have relevant registered level III qualification in their respective sub specialty.*

*** Additional faculty member in a category may be counted in the lower category if deficient, but not vice versa*



Support Departments

The college must have appropriately staffed

- 3.112. Library managed by one librarian and one deputy librarian
- 3.113. Quality Assurance Cell
- 3.114. IT Department
- 3.115. Student Section
- 3.116. Security Department
- 3.117. Finance Department
- 3.118. Maintenance Department



Recognition Standard 4: Teaching Hospital

The requirements in this section pertain to admission of class of 100 students. For any other number of students, similar ratios shall apply.

General


- 4.1. The college, if using a third-party hospital for teaching, must have a valid MoU with hospital(s), which shall have not less than 5 years validity at the time of inspection.
- 4.2. The teaching hospital must not charge any accommodation or consultation fees from the patient on not for profit beds (35% of total number of beds), while laboratory services, medicine and supplies, if any, must only be charged from the patient on a no-profit basis. The private medical colleges must sign a MoU with the nearest public sector hospital to accommodate their over flow patients against these beds as a mandatory community service.
- 4.3. The college must provide clinical teaching to students in a hospital with a functioning Electronic Health Management Information System with capabilities of recording of:
 - 4.2.1. Number of patient encounters in OPD
 - 4.2.2. Number of admissions in IPD
 - 4.2.3. Number of procedures in OPD
 - 4.2.4. Number of procedures / surgeries in IPD
 - 4.2.5. Type of procedures / surgeries in OPD and IPD
 - 4.2.6. Calculating Length of Stay (LOS) in IPD
 - 4.2.7. Bed Occupancy
 - 4.2.8. Lab Tests Volume
 - 4.2.9. Biometric Attendance
- 4.4. Clinical teaching staff should have separate work stations and offices for assistant professors, associate professors, and professors.

Clinical Specialties and Beds

For a measurable element to be marked 'met', the bed has to be occupied by a patient of the same specialty at the time of inspection and prior to inspection verified through the HMIS data.

The hospital(s) must have

- 4.5. Internal Medicine specialty with a minimum of 50 inpatient beds
- 4.6. Psychiatry specialty with a minimum of 5 inpatient beds
- 4.7. Dermatology specialty with a minimum of 5 inpatient beds
- 4.8. Cardiology specialty with a minimum of 5 inpatient beds
- 4.9. A minimum of 5 CCU beds




- 4.10. Pulmonology specialty with a minimum of 5 inpatient beds
- 4.11. Nephrology specialty with a minimum of 5 inpatient beds
- 4.12. A minimum of 5 dialysis chairs
- 4.13. Gastroenterology specialty with a minimum of 5 inpatient beds
- 4.14. Medical ICU with a minimum of 10 inpatient beds
- 4.15. At least one of the following specialties with a minimum of 5 inpatient beds
 - 4.15.1. Rheumatology
 - 4.15.2. Endocrinology
 - 4.15.3. Oncology
 - 4.15.4. Infectious Diseases
 - 4.15.5. Clinical Haematology,
 - 4.15.6. Geriatrics
 - 4.15.7. Neurology.

80 beds may be distributed by the hospital(s) in any of the medicine and allied specialties above.

- 4.16. General Surgery specialty with a minimum of 75 inpatient beds, excluding post-operative recovery beds
- 4.17. Gynaecology and Obstetrics specialty with a minimum of 70 inpatient beds (including labour room)
- 4.18. Ophthalmology specialty with a minimum of 15 inpatient beds
- 4.19. Ear, Nose and Throat (ENT) specialty with a minimum of 15 inpatient beds
- 4.20. Orthopaedics specialty with a minimum of 15 inpatient beds
- 4.21. Anaesthesia specialty with a minimum of 10 Surgical ICU beds
- 4.22. At least two of the following specialties with a minimum of 10 inpatient beds each
 - 4.22.1. Cardiac Surgery
 - 4.22.2. Neurosurgery
 - 4.22.3. Paediatric Surgery
 - 4.22.4. Thoracic Surgery
 - 4.22.5. Urology
 - 4.22.6. Plastic Surgery
 - 4.22.7. Maxillofacial Surgery

25 beds may be distributed by the hospital(s) in any of the surgery and allied specialties above.

- 4.23. Paediatrics specialty with a minimum of 60 inpatient beds
- 4.24. Accident and Emergency (A&E) specialty with a minimum of 10 beds
- 4.25. At least 5% of all inpatient beds (not including Medical ICU and Surgical ICU) must have cardiac monitor with standard pulse, BP, ECG and Oxygen Saturation.



Patient Load

Patient load is to be verified from the hospital's HMIS.

The hospital(s) should have

Outpatient Load

- 4.26. Minimum OPD of more than 1500 patients permonth averaged for the past 12 months in General Medicine
- 4.27. Minimum OPD of more than 150 patients permonth averaged for the past 12 months in Psychiatry
- 4.28. Minimum OPD of more than 150 patients permonth averaged for the past 12 months in Dermatology
- 4.29. Minimum OPD of more than 150 patients permonth averaged for the past 12 months in Cardiology
- 4.30. Minimum OPD of more than 150 patients permonth averaged for the past 12 months in each nephrology and pulmonology
- 4.31. Minimum OPD of more than 150 patients permonth averaged for the past 12 months in Gastroenterology
- 4.32. Minimum of more than 150 patients per month seen averaged for the past 12 months in Accident and Emergency
- 4.33. Minimum OPD of more than 150 patients permonth averaged for the past 12 months in opted elective allied medical specialty
- 4.34. Minimum OPD of more than 1700 patients permonth averaged for the past 12 months in Paediatrics
- 4.35. Minimum OPD of more than 1500 patients permonth averaged for the past 12 months in General Surgery
- 4.36. Minimum OPD of more than 250 patients permonth averaged for the past 12 months in ENT
- 4.37. Minimum OPD of more than 250 patients permonth averaged for the past 12 months in Ophthalmology
- 4.38. Minimum OPD of more than 1800 patients permonth averaged for the past 12 months in Gynaecology and Obstetrics
- 4.39. Minimum OPD of more than 250 patients permonth averaged for the past 12 months in Orthopaedics
- 4.40. Minimum OPD of more than 150 patients permonth averaged for the past 12 months in each of the two opted elective allied surgical specialities.

Inpatient

- 4.41. Total bed occupancy of the hospital should be at least 70% in the past 12 months.
- 4.42. In each of the specialty in the hospital, the bed occupancy should be at least 50% in the past 12 months



Major and Minor Procedures

Major procedure is defined as a procedure performed under general anaesthesia. Minor procedure is defined as a procedure performed under local or no anaesthesia.

The hospital(s) should have

- 4.43. Minimum of 350 procedures performed in the past 12 months in General Medicine
- 4.44. Minimum of 250 procedures performed in the past 12 months in Dermatology
- 4.45. Minimum of 300 procedures performed in the past 12 months in Cardiology
- 4.46. Minimum of 200 procedures performed in the past 12 months in each nephrology and pulmonology
- 4.47. Minimum of 300 procedures performed in the past 12 months in Gastroenterology
- 4.48. Minimum of 300 procedures performed in the past 12 months in Accident and

Emergency

- 4.49. Minimum of 150 procedures performed in the past 12 months in medicine and allied opted elective medical speciality.
- 4.50. Minimum of 3500 **minor** procedures in the past 12 months in General Surgery
- 4.51. Minimum of 1000 **major** procedures in the past 12 months in General Surgery
- 4.52. Minimum of 1500 **minor** procedures in the past 12 months in Anaesthesia
- 4.53. Minimum of 2000 **major** procedures in the past 12 months in Anaesthesia
- 4.54. Minimum of 250 procedures in the past 12 months in ENT
- 4.55. Minimum of 250 procedures in the past 12 months in Ophthalmology
- 4.56. Minimum of 1000 **minor** procedures in the past 12 months in Gynaecology and Obstetrics
- 4.57. Minimum of 2000 **major** procedures in the past 12 months in Gynaecology and Obstetrics
- 4.58. Minimum of 250 procedures in the past 12 months in Orthopaedics
- 4.59. Minimum of 100 **minor** procedures in the past 12 months in each of the two opted elective surgical specialities.
- 4.60. Minimum of 100 **major** procedures in the past 12 months in each of the two opted elective surgical specialities.

Lab volume

The hospital should have had

- 4.61. More than an average of 300 haematology tests performed every month, for the past twelve months
- 4.62. More than an average of 30 units of blood provided by blood bank per month, for the past twelve months
- 4.63. More than an average of 1000 chemical pathology tests performed every month, for the past twelve months
- 4.64. More than an average of 150 microbiology tests performed every month, for the past twelve months
- 4.65. Performed more than an average of 30 biopsies per month, for the past twelve months



Facilities

- 4.66. Each of the hospital(s) must have hospital pharmacy, both for indoor and outdoorpatients
- 4.67. All the hospital pharmacies must have trained and qualified pharmacists, withminimum qualification of Pharm D.

The hospital(s) must have

- 4.68. Faculty workstations or separate offices for Associate Professor and above.
- 4.69. Resuscitation area with all equipment
- 4.70. 20 separate OPD rooms for specialties
- 4.71. Five designated areas / demonstration rooms in OPD / IPD for teaching / evaluation of medical students
- 4.72. Five fully equipped operating rooms
- 4.73. A Central Sterilization and Store Department (CSSD)
- 4.74. A radiology department



2. Decision Rules

Recognition evaluation is performed by inspectors appointed by PMDC to verify that a college meets the infrastructure, equipment, faculty, staff and teaching hospital requirements.

In order for a college to qualify for recognition, the college must meet all of the standards as per the following:

1. The college meets all the legal requirements
2. The college meets all the infrastructure requirements
3. The college meets at least 90% of equipment requirements
4. The college meets at least 90% of the faculty requirements
5. The college meets at least 90% of the teaching hospital requirements

After satisfying all the above requirements, the college is recommended for a performance evaluation, after which the college will be recognized by PMDC for admitting students to the program.

For new colleges, applying to PMDC for recognition for the first time, a complete performance evaluation may not be performed. Instead only components related to curriculum design, assessment methods, faculty, institutional safety and hospital safety may be performed. Full performance evaluation may be performed within 12 months of the start of education in the college.

The decision rules for meeting the requirements outlined above are as:

Decision Rule Number 1 (Legal):

- If all the legal requirements of college are verified to be met, the requirement for this standard are deemed to be met.
- If in any of the legal requirements are not met, the college will be deemed to have not met the requirements of this standard.



Decision Rule Number 2 (Infrastructure):

- If all the measurable elements of infrastructure of college are verified to be met, the requirement for this standard are deemed to be met.
- If in up to 10% of the measurable elements regarding infrastructure requirements are not met, the college will be given 12 months to rectify the deficiency and the college will be deemed to have provisionally met the requirements of the standard. Upon rectification of the deficiency as verified by PMDC during onsite college visit, the requirement for this standard are deemed to be met
- If in more than 10% of measurable elements of the infrastructure compliance is not met the college will be deemed to have not met the requirements of this standard.

Decision Rule Number 3 (Equipment):

- If up to 90% of the measurable elements of equipment of college are verified to be met, the requirement for this standard are deemed to be met.
- If in up to 25% of the measurable elements regarding major equipment requirements are not met, the college will be given 12 months to rectify the deficiency and the college will be deemed to have provisionally met the requirements of the standard. Upon rectification of the deficiency as verified by PMDC during onsite college visit, the requirement for this standard are deemed to be met.
- If in more than 25% of measurable elements of the major equipment compliance is not met the college will be deemed to have not met the requirements of this standard.
- If in any of the measurable elements, the equipment specified as 'minor' are not available or functional, the college will be given 6 months to rectify the deficiency and get it verified by PMDC


Decision Rule Number 4 (Faculty and Staff):

- If up to 90% of the measurable elements of faculty of college are verified to be met, the requirement for this standard are deemed to be met.
- If in up to 25% of the measurable elements regarding faculty requirements are not met, the college will be given 12 months to rectify the deficiency and the college will be deemed to have provisionally met the requirements of the standard. Upon rectification of the deficiency as verified by PMDC during onsite college visit, the requirement for this standard are deemed to be met
- If in more than 25% of measurable elements of the faculty and staff compliance is not met the college will be deemed to have not met the requirements of this standard.



Decision Rule Number 5 (Teaching Hospital):

- If the first two elements (4.1 & 4.2) of the section 'General' are found to be non-compliant, the requirements of this standard are deemed to be not met.
- If up to 90% of the measurable elements in sections other than 'General' of teaching hospital are verified to be met, the requirement for this standard are deemed to be met.
- If in up to 25% of the measurable elements regarding teaching hospital requirements are not met, the college will be given 12 months to rectify the deficiency and the college will be deemed to have provisionally met the requirements of the standard. Upon rectification of the deficiency as verified by PMDC during onsite hospital visit, the requirement for this standard are deemed to be met
- If in more than 25% of measurable elements of the teaching hospital compliance is not met the college will be deemed to have not met the requirements of this standard.



3. Methodology

Recognition Evaluation (Pre-requisite):

Recognition evaluation is performed to evaluate adherence of the college with the “PMDC Standards for Recognition of Medical and Dental College” to ensure adequate and safe teaching facilities are available for the students of the college. Recognition evaluation is carried out by team of inspectors. Details of evaluation methodology are described in this document. **The recognition granted to the medical college shall be restricted to the primary site and shall not be applicable to sub campus(es) or branch(es)**

The process of evaluation is explained in detail as below:

Medical and Dental College’s Responsibilities

For a recognition inspection, the university with which the medical college is a constituent or affiliated will conduct a self-evaluation based on the standards in this document based on data of twelve-month period prior to the visit and submit the required copies to the Inspection Cell at PMDC at least one month prior to the visit.

The Inspection Cell of PMDC shall select inspectors for the recognition evaluation survey at least two weeks prior to the survey.

Inspection Coordinator


In preparation for the inspection visit, the dean should select a person to coordinate the logistics of the visit. This person will serve as the liaison with the PMDC Inspection Cell about preparations, scheduling and site visit arrangements.

Provision of a ‘Inspectors Room’ at the College

The team will require a dedicated room at the college. The room should have a furniture enough to accommodate the team. It should, preferably, be close to the dean's office, so that staff can control access and adjust the schedule as needed. The dean’s office should provide any additional material the team may need in the room, including copies of self-evaluation reports and any other documents requested by the team

The Inspection Schedule

The PMDC Inspection Cell in collaboration with the college and the team finalises the schedule at least two weeks before the team arrives.



The administrators of clinical facilities should be advised that surveyors may be visiting patient care units.

Typical Survey Plan

A typical inspection of a college consists of:

- 1. Infrastructure Evaluation:** This evaluation is conducted by an architect appointed by PMDC along with two civil technologists.

College Responsibility: For this evaluation, the medical and dental college is required to submit a CAD drawing (in soft) of its layout to PMDC Quality and Accreditation Cell. College shall also ensure that relevant engineers or technologists are available during the site visit.

PMDC Responsibility: The appointed architect shall study the drawing and verify that the drawing meets the requirements for covered area by the PMDC. In case, the drawing meets the requirements of PMDC standards, architect and two civil technologists will visit the college for one day and verify the actual building layout with the CAD Drawings of the college.

Duration: Typical duration of this evaluation shall be one-day.
- 2. Equipment Evaluation:** This evaluation is conducted by a team of a biomedical engineer and assisting quantity-surveyors to verify that the equipment required in each section of the college is available. Basic Sciences faculty member as part of the inspection team may assist in ascertaining the suitability of equipment in the laboratory and Clinical Sciences faculty member as part of the inspection team may assist in ascertaining the suitability of equipment in the hospital.

College Responsibility: For this evaluation, the college is required to submit self-evaluation of the inventory of all equipment required by the standards. This includes the equipment required in the teaching hospital. College shall also ensure that relevant engineers or technologists at the college and hospital are available during the visit.

PMDC Responsibility: The appointed engineers and technologists shall study the self-evaluation. In case, the self-evaluation meets the requirements of PMDC standards, biomedical engineers and a quantity-surveyor shall verify all the medical equipment in the college and teaching hospital.

Duration: Typical duration of this evaluation shall be two-days.
- 3. Faculty Evaluation:** This evaluation is conducted by two inspectors appointed by PMDC, one Health Professional Education Expert and one Health Institution Management Expert.



College Responsibility: For this evaluation, it is the college's responsibility to do a self-evaluation of the basic sciences and clinical faculty of the college. It is also college's responsibility to ensure availability of head of department of each basic science faculty during the evaluation visit.

PMDC Responsibility: The appointed inspectors shall review the list of faculty submitted by the college before the visit. During the evaluation visit, the inspectors will review faculty contract documents, speak to various faculty members and heads of departments, and review curricular document to correlate faculty requirements to education delivery.

Duration: Typical duration of this evaluation will be 0.5 days.

4. **Hospital Evaluation:** This evaluation is conducted by an inspector appointed by PMDC, Hospital Management and Safety Expert.

College Responsibility: For this evaluation, it is the college's responsibility to do a self-evaluation of the meeting the requirements of the teaching hospital. It is also college's responsibility to ensure availability of hospital administration and any other relevant documents or data during the visit.

PMDC Responsibility: The appointed inspector shall review the clinical facilities during the hospital tour. The inspector shall ensure that all those clinical specialties that are required are available in the teaching hospital(s). Moreover, the inspector shall ensure that patient load is according to the minimum requirements of the standards.

Duration: Typical duration of this evaluation will be 1 day.

Surveyor	Evaluation
Architect and Civil Supervisors	Evaluation of the college layout submitted to PMDC to actual – and comparing it with the space requirements of PMDC
Biomedical Engineer and Quantity Surveyor	Evaluation all medical equipment requirements
Health Professional Education Expert and Health Institution Management Expert	Curriculum Evaluation/Faculty Evaluation/Student Evaluation
Hospital Management and Safety Expert	Teaching Hospital Evaluation/Medical College Safety Tour
Basic Sciences Faculty Member	Basic Sciences-Medical College Facilities Evaluation
Clinical Sciences Faculty Member	Hospital Equipment and Patient Load Evaluation

ANNEX

<u>Amendments</u> <u>Upto 100 Admissions</u>			
Point No	To be added	To be deleted	To be amended
1.3	-	-	Learning Resource Centre 9% to be replaced by 7%
1.7	-	-	Common rooms 7% to be replaced by 5%
1.9	-	-	Students Cafeteria 2% to be replaced by 1.5%
1.11	-	-	Anatomy Museum 1% to be replaced by 0.5%
1.17	-	-	Faculty Offices 6% to be replaced by 5%
2.12	At least one male torso available, functional and in use	-	-
2.13	(Optional) to be added	-	-
2.181	-	-	3 fibre optic colonoscope to be replaced by 1
2.183	-	-	2 laproscopic sets to be replaced by 1
2.186	-	-	2 cystoscopes to be replaced by 1
2.192	-	-	4 ultrasounds to be replaced by 2
2.211	-	-	20 perineal / vaginal / cervical repair sets to be replaced by 10
2.101.1 2.101.2 2.102.3	Biochemistry Major Equipment • 1 Microlab functional and in use • 10 microscopes functional & in use • 1 Refrigerator functional and in use	-	-
2.16	-	-	For five replace with four
2.22-2.26	Prosected segments		

2.29	-	-	For four replace with One
2.30	For anatomy museum At least one multimedia available, functional and in use for teaching purpose -	-	-
2.31	(Optional) to be added	-	-
2.33	At least two white boards available, functional and in use for teaching purpose	-	-
2.34	At least one female torso available, functional and in use	-	-
2.259	Automated to be added	Manual to be deleted	-
2.260	-	Hand held to be deleted	-
2.263	1 Prism bar (Horizontal) available, functional and in use.	1 autolenometer to be deleted	-
2.270	-	1 Prism bar (horizontal to be deleted)	-
2.272	1 Automated visual field analyzer Bjerrum screen available, functional and in use	1 Hess screen to be deleted	-
2.4	For anatomy dissection hall At least 50 stool sets available, functional and in use	-	-
3.34	-	-	(So as to cover all four disciplines namely <i>Histopathology, Microbiology,</i> <i>Chemical Pathology or Haematology</i>) to be replaced with (So as to cover all four disciplines namely <i>Histopathology, Microbiology, Chemical</i> <i>Pathology and Haematology</i>)
3.111	-	-	<ul style="list-style-type: none"> at least one faculty members Assistant Professor or above in of in any two of the following specialties to be replaced by at least one faculty members Assistant Professor or above in any two of the following specialties at least 1 Resident/ Medical Officer in opted allied surgical specialty
4.2	-	(to be deleted from the end	-

		of 4.2) The college must provide clinical teaching to students in a hospital with a functioning electronic health management information system with capabilities of recording of	
4.3	(to be added at the start of 4.3): The college must provide clinical teaching to students in a hospital with a functioning electronic health management information system with capabilities of recording of	-	-
4.46	Each Nephrology and pulmonology to be added	Neurology to be deleted	-

Abbreviations

A&E	Accident & Emergency	MICU	Medical Intensive Care Unit
ACLS	Advanced Cardiac Life Support	MRI	Medical Resonance Imaging
ATLS	Advanced Trauma life support	MoU	Memorandum of Understanding
ALOS	Average Length of Stay	MCQ's	Multiple Choice Questions
CTG	Cardiotocography	NRP	Neonatal Resuscitation Program
CSSD	Central Sterilization and Storage Department	OSPE	Objective Structured Practical Exam
CT	Computed Tomography	Ob/Gyn	Obstetrics and Gynaecology
CAD	Computer Aided Design	OR	Operation Room
CME	Continuing Medical Education Continuing Professional	OT	Operation Theatre
CPD	Development	OPG	Orthopantomogram
CCU	Critical Cardiac Unit	OPD	Out Patient Department
ENT	Ear, Nose and Throat	PMDC	Pakistan Medical and Dental Council Pakistan Nuclear Regulatory
FDP	Faculty Development Program	PNRA	Authority
HOD's	Head of Department Health Management Information	PALS	Pediatric Advanced Life support
HMIS	Systems	PPM	Periodic Preventive Maintenance Security and Exchange Commission
HDU	High Dependency Unit	SECP	of Pakistan
HEC	Higher Education Commission	sq. ft.	Square Foot
HR	Human Resource	TOS	Table of Specifications
IPD	In Patient Department	TORs	Terms of Reference
IT	Information Technology	TLD	Thermoluminescent dosimeter
ICU	Intensive Care Unit	TB	Tuberculosis
LOS	Length of Stay	WFME	World Federation of Medical Education
MSDS	Material Safety Data Sheet		